

Company Profile

Company Name

SHIMANO INC.

Head Office

3-77 Oimatsu-cho, Sakai-ku, Sakai City
Osaka 590-8577, Japan

(General Affairs)

Phone: +81-72-223-3210 Fax :+81-72-223-3258

(Corporate Communications)

Phone: +81-72-223-3957 Fax: +81-72-223-6045

URL: www.shimano.com

Date of Establishment

February 1921

Date of Incorporation

January 1940

Paid-in Capital

JPY 35.6 billion

Number of Employees

1,207 (SHIMANO INC. only)
12,440 (Consolidated) (as of December 31, 2015)

Stock Exchange Listings

The First Section of the Tokyo Stock Exchange

Main Business

Development, production and distribution
of bicycle components, fishing tackle
and rowing equipments.

Consolidated Subsidiaries

49

The Board of Directors

President	Yozo Shimano *1
Senior Executive Vice President	Keiji Kakutani *1
	Etsuyoshi Watarai
	Shinji Wada
Executive Vice President	Satoshi Yuasa
	Yoshihiro Hirata
Senior Vice President	Taizo Shimano
	Kiyoshi Tarutani
	Masahiro Tsuzaki
	Takashi Toyoshima
	Yasuhiro Hitomi
	Chia Chin Seng
	Hiroshi Matsui
	Tomohiro Ohtsu
	Kazuo Ichijo *2
Audit & Supervisory Board Member	Koichi Shimazu
	Hideo Katsuoka
Outside Audit & Supervisory Board Member	Gohei Matsumoto
	Kanako Nozue

*1 Representative Director

*2 Outside Director

Principal Affiliated Companies

Japan

Factory and Sales Offices	SHIMANO SHIMONOSEKI FACTORY FISHING SALES OFFICES
Consolidated Subsidiaries	SHIMANO KUMAMOTO CO., LTD. SHIMANO SALES CO., LTD.
Others	Bicycle Museum LIFE CREATION SPACE OVE The Amenity Golf Shop Aifie

Overseas

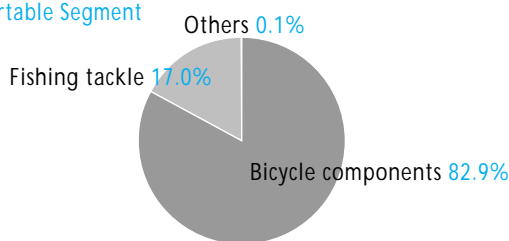
Consolidated Subsidiaries

< North America/ South America >	
SHIMANO AMERICAN CORPORATION	(U.S.A.)
DASHAMERICA, INC. (PEARL IZUMI USA)	(U.S.A.)
G. LOOMIS, INC.	(U.S.A.)
INNOVATIVE TEXTILES, INC.	(U.S.A.)
SHIMANO CANADA LTD.	(Canada)
SHIMANO LATIN AMERICA REPRESENTACAO COMERCIAL LTDA.	(Brazil)
SHIMANO URUGUAY S.A.	(Uruguay)
< Europe >	
SHIMANO EUROPE HOLDING B.V.	(The Netherlands)
SHIMANO EUROPE FISHING HOLDING B.V.	(The Netherlands)
SHIMANO EUROPE BIKE HOLDING B.V.	(The Netherlands)
SHIMANO BENELUX B.V.	(The Netherlands)
SHIMANO EUROPE B.V.	(The Netherlands)
SHIMANO EUROPE RETAIL DIVISION B.V.	(The Netherlands)
BIKEFITTING.COM B.V.	(The Netherlands)
SHIMANO GERMANY FISHING GMBH.	(Germany)
SHIMANO - PEARL IZUMI SOFTGOODS DIVISION EUROPE GmbH	(Germany)
SHIMANO BELGIUM N.V.	(Belgium)
SHIMANO ITALY FISHING S.R.L.	(Italy)
SHIMANO ITALY BICYCLE COMPONENTS S.R.L.	(Italy)
SHIMANO CZECH REPUBLIC, S.R.O.	(Czech)
SHIMANO FRANCE COMPOSANTS CYCLES S.A.S.	(France)
SHIMANO NORDIC CYCLE AB	(Sweden)
SHIMANO NORDIC CYCLE OY	(Finland)
SHIMANO NORDIC CYCLE AS	(Norway)
SHIMANO NORDIC DENMARK APS	(Denmark)
SHIMANO POLSKA BICYCLE PARTS SP. Z O.O.	(Poland)
SHIMANO MENAT LTD.	(Turkey)
SHIMANO BALIKCILIK A.S.	(Turkey)
SHIMANO BISIKLET A.S.	(Turkey)
< Asia >	
SHIMANO (SINGAPORE) PTE. LTD.	(Singapore)
SHIMANO COMPONENTS (MALAYSIA) SDN. BHD.	(Malaysia)
P.T. SHIMANO BATAM	(Indonesia)
SHIMANO (KUNSHAN) BICYCLE COMPONENTS CO., LTD.	(China)
SHIMANO (KUNSHAN) FISHING TACKLE CO., LTD.	(China)
SHIMANO (TIANJIN) BICYCLE COMPONENTS CO., LTD.	(China)
SHIMANO (SHANGHAI) SALES CORPORATION	(China)
SHIMANO (LIANYUNGANG) INDUSTRIAL CO., LTD.	(China)
SHIMANO TAIWAN CO., LTD.	(Taiwan)
SHIMANO (CAMBODIA) CO., LTD.	(Cambodia)
SHIMANO (PHILIPPINES) INC.	(Philippines)
< Oceania >	
SHIMANO AUSTRALIA CYCLING PTY. LTD.	(Australia)
SHIMANO OCEANIA HOLDINGS PTY. LTD.	(Australia)
SHIMANO AUSTRALIA FISHING PTY. LTD.	(Australia)
SHIMANO NEW ZEALAND LTD.	(New Zealand)

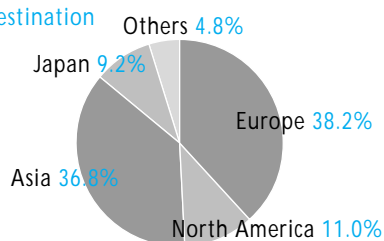
Consolidated Financial Data (As of December 31, 2015) *SHIMANO INC. and 49 consolidated subsidiaries

Segment Information of Net Sales

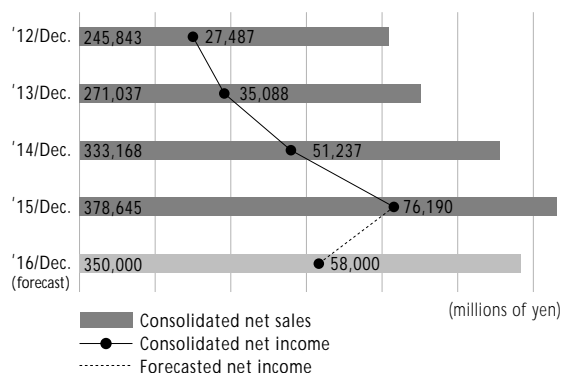
Reportable Segment



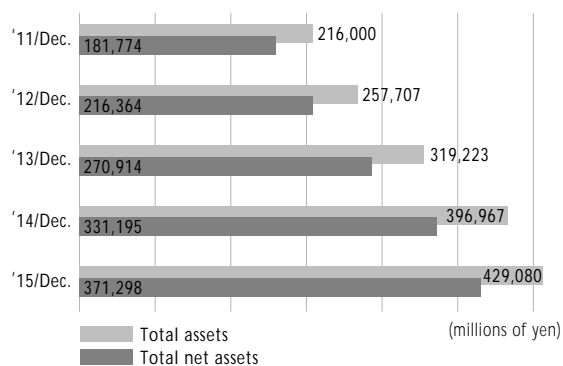
Shipping Destination



Consolidated Net Sales and Net Income



Total Assets and Total Net Assets



Summary of Consolidated Balance Sheet

	Balance at Dec. 31, 2015	Balance at Dec. 31, 2014
ASSETS		
Current assets	296,287	271,386
Fixed assets	132,793	125,580
TOTAL ASSETS	429,080	396,967
LIABILITIES		
Current liabilities	50,899	57,745
Long-term liabilities	6,883	8,027
TOTAL LIABILITIES	57,782	65,772
NET ASSETS		
Shareholders' equity	352,591	288,092
Accumulated other comprehensive income	17,793	42,171
Minority interests	913	931
TOTAL NET ASSETS	371,298	331,195
TOTAL LIABILITIES AND NET ASSETS	429,080	396,967

(millions of yen)

Summary of Consolidated Statements of Income

	Jan. 1, 2015 to Dec. 31, 2015	Jan. 1, 2014 to Dec. 31, 2014
Net sales	378,645	333,168
Operating income	85,053	65,816
Ordinary income	101,110	71,019
Income before income taxes and minority interests	100,399	68,553
Net income	76,190	51,237

(millions of yen)

Summary of Consolidated Statement of Cash Flows

	Jan. 1, 2015 to Dec. 31, 2015	Jan. 1, 2014 to Dec. 31, 2014
Cash flows from operating activities	81,309	55,937
Cash flows from investing activities	(26,259)	(34,705)
Cash flows from financing activities	(14,508)	(7,239)
Effect of exchange rate changes on cash and cash equivalents	(5,605)	13,074
Net increase(decrease) in cash and cash equivalents	34,935	27,066
Cash and cash equivalents at beginning of year	152,934	125,867
Cash and cash equivalents at end of year	187,869	152,934

(millions of yen)