

As of March 31, 2016 (The First Quarter of FY2016)

Company Profile

Company Name

SHIMANO INC.

Head Office

3-77 Oimatsu-cho, Sakai-ku, Sakai City
Osaka 590-8577, Japan

(General Affairs)

Phone: +81-72-223-3210 Fax :+81-72-223-3258

(Corporate Communications)

Phone: +81-72-223-3957 Fax: +81-72-223-6045

URL: www.shimano.com

Date of Establishment

February 1921

Date of Incorporation

January 1940

Paid-in Capital

JPY 35.6 billion

Number of Employees

1,207 (SHIMANO INC. only)
12,440 (Consolidated) (as of December 31, 2015)

Stock Exchange Listings

The First Section of the Tokyo Stock Exchange

Main Business

Development, production and distribution
of bicycle components, fishing tackle
and rowing equipments.

Consolidated Subsidiaries

49

Shimano Executives

President	Yozo Shimano *1
Senior Executive Vice President	Keiji Kakutani *1
	Shinji Wada
Executive Vice President	Satoshi Yuasa
	Yoshihiro Hirata
	Taizo Shimano
	Masahiro Tsuzaki
	Takashi Toyoshima
Senior Vice President	Kiyoshi Tarutani
	Yasuhiro Hitomi
	Chia Chin Seng
	Hiroshi Matsui
	Tomohiro Ohtsu
	Kazuo Ichijo *2
Audit & Supervisory Board Member	Koichi Shimazu
	Hideo Katsuoka
Outside Audit & Supervisory Board Member	Gohei Matsumoto
	Kanako Nozue

*1 Representative Director

*2 Outside Director

Principal Affiliated Companies

Japan

Factory and Sales Offices	SHIMANO SHIMONOSEKI FACTORY FISHING SALES OFFICES
Consolidated Subsidiaries	SHIMANO KUMAMOTO CO., LTD. SHIMANO SALES CO., LTD.
Others	Bicycle Museum LIFE CREATION SPACE OVE The Amenity Golf Shop Aifie

Overseas

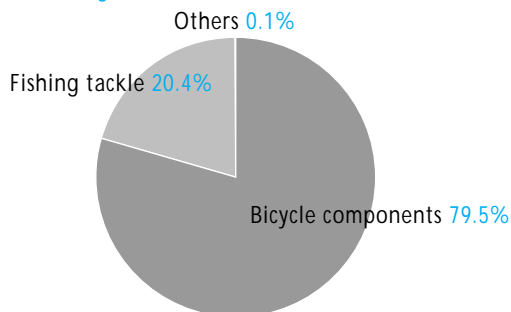
Consolidated Subsidiaries

< North America/ South America >	
SHIMANO AMERICAN CORPORATION	(U.S.A.)
DASHAMERICA, INC. (PEARL IZUMI USA)	(U.S.A.)
G. LOOMIS, INC.	(U.S.A.)
INNOVATIVE TEXTILES, INC.	(U.S.A.)
SHIMANO CANADA LTD.	(Canada)
SHIMANO LATIN AMERICA REPRESENTACAO COMERCIAL LTDA.	(Brazil)
SHIMANO URUGUAY S.A.	(Uruguay)
< Europe >	
SHIMANO EUROPE HOLDING B.V.	(The Netherlands)
SHIMANO EUROPE FISHING HOLDING B.V.	(The Netherlands)
SHIMANO EUROPE BIKE HOLDING B.V.	(The Netherlands)
SHIMANO BENELUX B.V.	(The Netherlands)
SHIMANO EUROPE B.V.	(The Netherlands)
SHIMANO EUROPE RETAIL DIVISION B.V.	(The Netherlands)
BIKEFITTING.COM B.V.	(The Netherlands)
SHIMANO GERMANY FISHING GMBH.	(Germany)
SHIMANO - PEARL IZUMI SOFTGOODS DIVISION EUROPE GmbH	(Germany)
SHIMANO BELGIUM N.V.	(Belgium)
SHIMANO ITALY FISHING S.R.L.	(Italy)
SHIMANO ITALY BICYCLE COMPONENTS S.R.L.	(Italy)
SHIMANO CZECH REPUBLIC, S.R.O.	(Czech)
SHIMANO FRANCE COMPOSANTS CYCLES S.A.S.	(France)
SHIMANO NORDIC CYCLE AB	(Sweden)
SHIMANO NORDIC CYCLE OY	(Finland)
SHIMANO NORDIC CYCLE AS	(Norway)
SHIMANO NORDIC DENMARK APS	(Denmark)
SHIMANO POLSKA BICYCLE PARTS SP. Z O.O.	(Poland)
SHIMANO MENAT LTD.	(Turkey)
SHIMANO BALIKCILIK A.S.	(Turkey)
SHIMANO BISIKLET A.S.	(Turkey)
< Asia >	
SHIMANO (SINGAPORE) PTE. LTD.	(Singapore)
SHIMANO COMPONENTS (MALAYSIA) SDN. BHD.	(Malaysia)
P.T. SHIMANO BATAM	(Indonesia)
SHIMANO (KUNSHAN) BICYCLE COMPONENTS CO., LTD.	(China)
SHIMANO (KUNSHAN) FISHING TACKLE CO., LTD.	(China)
SHIMANO (TIANJIN) BICYCLE COMPONENTS CO., LTD.	(China)
SHIMANO (SHANGHAI) SALES CORPORATION	(China)
SHIMANO (LIANYUNGANG) INDUSTRIAL CO., LTD.	(China)
SHIMANO TAIWAN CO., LTD.	(Taiwan)
SHIMANO (CAMBODIA) CO., LTD.	(Cambodia)
SHIMANO (PHILIPPINES) INC.	(Philippines)
< Oceania >	
SHIMANO AUSTRALIA CYCLING PTY. LTD.	(Australia)
SHIMANO OCEANIA HOLDINGS PTY. LTD.	(Australia)
SHIMANO AUSTRALIA FISHING PTY. LTD.	(Australia)
SHIMANO NEW ZEALAND LTD.	(New Zealand)

Consolidated Financial Data (As of March 31, 2016) *SHIMANO INC. and 49 consolidated subsidiaries

Segment Information of Net Sales

Reportable Segment

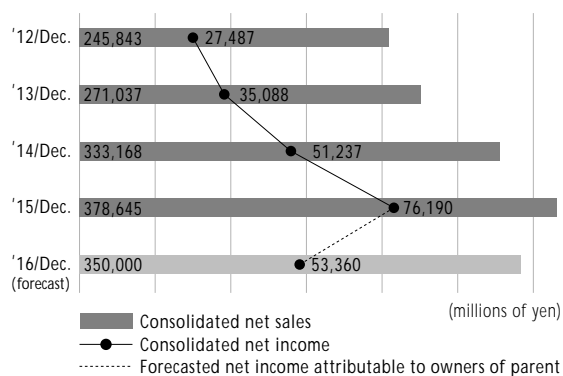


Summary of Consolidated Balance Sheet

	Balance at Mar. 31, 2016	Balance at Dec. 31, 2015
ASSETS		
Current assets	284,850	296,287
Fixed assets	134,569	132,793
TOTAL ASSETS	419,419	429,080
LIABILITIES		
Current liabilities	48,495	50,899
Long-term liabilities	6,553	6,883
TOTAL LIABILITIES	55,049	57,782
NET ASSETS		
Shareholders' equity	351,762	352,591
Accumulated other comprehensive income	11,731	17,793
Non-controlling interests	876	913
TOTAL NET ASSETS	364,369	371,298
TOTAL LIABILITIES AND NET ASSETS	419,419	429,080

(millions of yen)

Consolidated Net Sales and Net Income



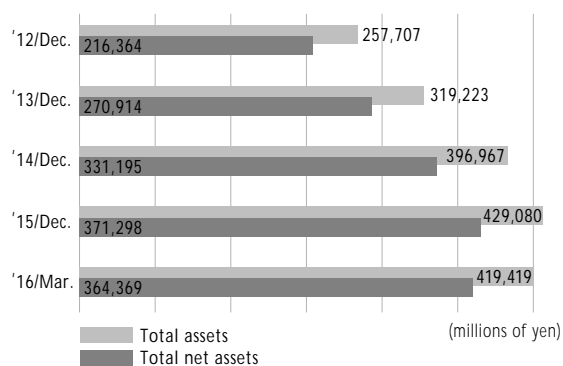
(millions of yen)

Summary of Consolidated Statements of Income

	Jan. 1, 2016 to Mar. 31, 2016	Jan. 1, 2015 to Mar. 31, 2015
Net sales	82,169	98,022
Operating income	16,080	23,191
Ordinary income	10,472	27,218
Income before income taxes and minority interests	10,464	27,132
Net income attributable to owners of parent	6,355	20,443

(millions of yen)

Total Assets and Total Net Assets



(millions of yen)