

As of June 30, 2017 (The Second Quarter of FY2017)

Company Profile

Company Name

SHIMANO INC.

Head Office

3-77 Oimatsu-cho, Sakai-ku, Sakai City
Osaka 590-8577, Japan

(General Affairs)

Phone: +81-72-223-3210 Fax: +81-72-223-3258

(Corporate Communications)

Phone: +81-72-223-3957 Fax: +81-72-223-6045

URL: www.shimano.com

Date of Establishment

February 1921

Date of Incorporation

January 1940

Paid-in Capital

JPY 35.6 billion

Number of Employees

1,258 (SHIMANO INC. only)
11,908 (Consolidated) (as of December 31, 2016)

Stock Exchange Listings

The First Section of the Tokyo Stock Exchange

Main Business

Development, production and distribution
of bicycle components, fishing tackle
and rowing equipment.

Consolidated Subsidiaries

51

Shimano Executives

President	Yozo Shimano *1
Deputy President	Keiji Kakutani *1
Senior Executive Vice President	Shinji Wada
Executive Vice President	Satoshi Yuasa Yoshihiro Hirata Taizo Shimano Masahiro Tsuzaki Takashi Toyoshima
Senior Vice President	Kiyoshi Tarutani Yasuhiro Hitomi Chia Chin Seng Hiroshi Matsui Tomohiro Ohtsu Kazuo Ichijo *2 Mitsuhiro Katsumaru *2
Audit & Supervisory Board Member	Koichi Shimazu Hideo Katsuoka
Outside Audit & Supervisory Board Member	Gohei Matsumoto Kanako Nozue

*1 Representative Director

*2 Outside Director

Principal Affiliated Companies

Japan

Factory and Sales Offices

SHIMANO SHIMONOSEKI FACTORY
FISHING SALES OFFICES

Consolidated Subsidiaries

SHIMANO KUMAMOTO CO., LTD.
SHIMANO SALES CO., LTD.

Others

Bicycle Museum
LIFE CREATION SPACE OVE
The Amenity Golf Shop Aifie
SHIMANO SQUARE

Overseas

Consolidated Subsidiaries

< North America/ South America >

SHIMANO AMERICAN CORPORATION	(U.S.A.)
DASHAMERICA, INC. (PEARL IZUMI USA)	(U.S.A.)
G.LOOMIS, INC.	(U.S.A.)
INNOVATIVE TEXTILES, INC.	(U.S.A.)
SHIMANO CANADA LTD.	(Canada)
SHIMANO LATIN AMERICA REPRESENTACAO COMERCIAL LTDA.	(Brazil)
SHIMANO LATIN AMERICA (ARGENTINA) REPRESENTACAO COMERCIAL LTDA.	(Argentina)
SHIMANO URUGUAY S.A.	(Uruguay)

< Europe >

SHIMANO EUROPE HOLDING B.V.	(The Netherlands)
SHIMANO EUROPE FISHING HOLDING B.V.	(The Netherlands)
SHIMANO BENELUX B.V.	(The Netherlands)
SHIMANO EUROPE B.V.	(The Netherlands)
BIKEFITTING.COM B.V.	(The Netherlands)
SHIMANO GERMANY FISHING GMBH.	(Germany)
SHIMANO BELGIUM N.V.	(Belgium)
LAZER SPORT NV	(Belgium)
SHIMANO ITALY FISHING S.R.L.	(Italy)
SHIMANO ITALY BICYCLE COMPONENTS S.R.L.	(Italy)
SHIMANO CZECH REPUBLIC, S.R.O.	(Czech)
SHIMANO FRANCE COMPOSANTS CYCLES S.A.S.	(France)
SHIMANO NORDIC CYCLE AB	(Sweden)
SHIMANO NORDIC CYCLE OY	(Finland)
SHIMANO NORDIC CYCLE AS	(Norway)
SHIMANO NORDIC DENMARK APS	(Denmark)
SHIMANO POLSKA BICYCLE PARTS SP. Z O.O.	(Poland)
SHIMANO MENAT LTD.	(Turkey)
SHIMANO BALIKCILIK A.S.	(Turkey)
SHIMANO BISIKLET A.S.	(Turkey)
SHIMANO U.K. LTD.	(United Kingdom)

< Asia >

SHIMANO (SINGAPORE) PTE. LTD.	(Singapore)
SHIMANO COMPONENTS (MALAYSIA) SDN. BHD.	(Malaysia)
P.T. SHIMANO BATAM	(Indonesia)
SHIMANO (KUNSHAN) BICYCLE COMPONENTS CO., LTD.	(China)
SHIMANO (KUNSHAN) FISHING TACKLE CO., LTD.	(China)
SHIMANO (TIANJIN) BICYCLE COMPONENTS CO., LTD.	(China)
SHIMANO (SHANGHAI) SALES CORPORATION	(China)
SHIMANO (LIANYUNGANG) INDUSTRIAL CO., LTD.	(China)
SHIMANO TAIWAN CO., LTD.	(Taiwan)
SHIMANO (CAMBODIA) CO., LTD.	(Cambodia)
SHIMANO (PHILIPPINES) INC.	(Philippines)
PRO (TAIWAN) PROCUREMENT CO., LTD.	(Taiwan)
SHIMANO SOUTH ASIA PRIVATE LIMITED	(India)

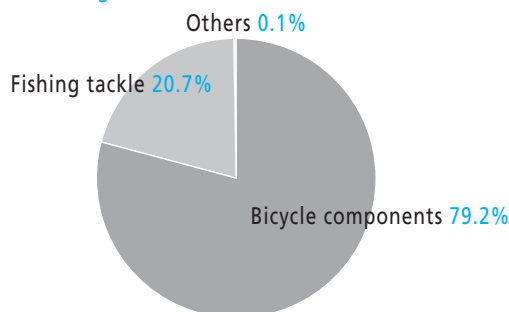
< Oceania >

SHIMANO AUSTRALIA CYCLING PTY. LTD.	(Australia)
SHIMANO OCEANIA HOLDINGS PTY. LTD.	(Australia)
SHIMANO AUSTRALIA FISHING PTY. LTD.	(Australia)
SHIMANO NEW ZEALAND LTD.	(New Zealand)

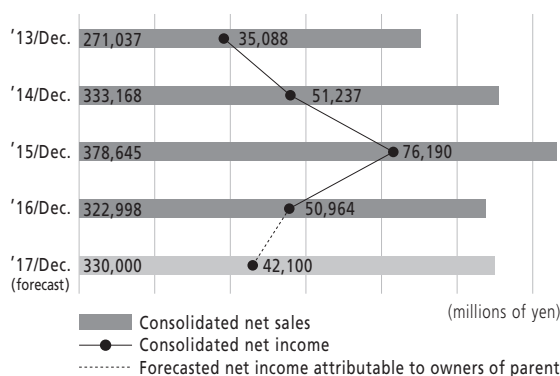
Consolidated Financial Data (As of June 30, 2017) *SHIMANO INC. and 51 consolidated subsidiaries

Segment Information of Net Sales

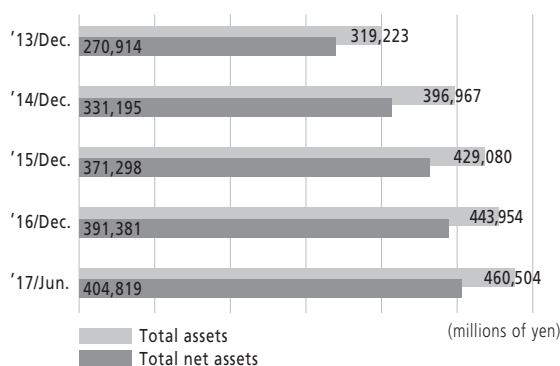
Reportable Segment



Consolidated Net Sales and Net Income



Total Assets and Total Net Assets



Summary of Consolidated Balance Sheet

	Balance at Jun. 30, 2017	Balance at Dec. 31, 2016
ASSETS		
Current assets	312,604	297,538
Fixed assets	147,899	146,415
TOTAL ASSETS	460,504	443,954
LIABILITIES		
Current liabilities	46,395	44,063
Long-term liabilities	9,289	8,509
TOTAL LIABILITIES	55,684	52,572
NET ASSETS		
Shareholders' equity	400,564	389,023
Accumulated other comprehensive income	3,482	1,602
Non-controlling interests	772	754
TOTAL NET ASSETS	404,819	391,381
TOTAL LIABILITIES AND NET ASSETS	460,504	443,954

(millions of yen)

Summary of Consolidated Statements of Income

	Jan. 1, 2017 to Jun. 30, 2017	Jan. 1, 2016 to Jun. 30, 2016
Net sales	163,079	166,428
Operating income	30,832	34,163
Ordinary income	26,937	31,630
Income before income taxes	26,508	31,608
Net income attributable to owners of parent	18,728	22,922

(millions of yen)

Summary of Consolidated Statement of Cash Flows

	Jan. 1, 2017 to Jun. 30, 2017	Jan. 1, 2016 to Jun. 30, 2016
Cash flows from operating activities	35,787	30,628
Cash flows from investing activities	(30,534)	(16,371)
Cash flows from financing activities	(8,811)	(8,183)
Effect of exchange rate changes on cash and cash equivalents	(2,790)	(17,704)
Net increase(decrease) in cash and cash equivalents	(6,348)	(11,630)
Cash and cash equivalents at beginning of year	196,453	187,869
Cash and cash equivalents at end of year	190,105	176,238

(millions of yen)