

As of June 30, 2018 (The First Half of FY2018)

Company Profile

Company Name

SHIMANO INC.

Head Office

3-77 Oimatsu-cho, Sakai-ku, Sakai City
Osaka 590-8577, Japan

(General Affairs)

Phone: +81-72-223-3210 Fax :+81-72-223-3258

(Corporate Communications)

Phone: +81-72-223-3957 Fax: +81-72-223-6045

URL: www.shimano.com

Date of Establishment

February 1921

Date of Incorporation

January 1940

Paid-in Capital

JPY 35.6 billion

Number of Employees

1,299 (SHIMANO INC. only)
11,829 (Consolidated) (as of December 31, 2017)

Stock Exchange Listings

The First Section of the Tokyo Stock Exchange

Main Business

Development, production and distribution
of bicycle components, fishing tackle
and rowing equipment.

Consolidated Subsidiaries

48

Shimano Executives

President	Yozo Shimano *1
Deputy President	Keiji Kakutani *1
Senior Executive Vice President	Shinji Wada
Executive Vice President	Satoshi Yuasa Yoshihiro Hirata Taizo Shimano Masahiro Tsuzaki Takashi Toyoshima
Senior Vice President	Kiyoshi Tarutani Chia Chin Seng Hiroshi Matsui Tomohiro Ohtsu Masahiro Ohtake Kinji Kiyotani Kazuo Ichijo *2 Mitsuhiro Katsumaru *2
Audit & Supervisory Board Member	Koichi Shimazu Hideo Katsuoka
Outside Audit & Supervisory Board Member	Kanako Nozue Toshihiko Hashimoto

*1 Representative Director

*2 Outside Director

Principal Affiliated Companies

Japan

Factory and Sales Offices

SHIMANO SHIMONOSEKI FACTORY
FISHING SALES OFFICES

Consolidated Subsidiaries

SHIMANO KUMAMOTO CO., LTD.
SHIMANO SALES CO., LTD.

Others

Bicycle Museum
LIFE CREATION SPACE OVE
The Amenity Golf Shop Aifie
SHIMANO SQUARE

Overseas

Consolidated Subsidiaries

< North America/ South America >

SHIMANO NORTH AMERICA HOLDING, INC.	(U.S.A.)
DASHAMERICA, INC. (PEARL IZUMI USA)	(U.S.A.)
G.LOOMIS, INC.	(U.S.A.)
INNOVATIVE TEXTILES, INC.	(U.S.A.)
SHIMANO CANADA LTD.	(Canada)
SHIMANO LATIN AMERICA REPRESENTACAO COMERCIAL LTDA.	(Brazil)
SHIMANO LATIN AMERICA (ARGENTINA) REPRESENTACAO COMERCIAL LTDA.	(Argentina)
SHIMANO URUGUAY S.A.	(Uruguay)

< Europe >

SHIMANO EUROPE B.V.	(The Netherlands)
SHIMANO BENELUX B.V.	(The Netherlands)
SHIMANO GERMANY FISHING GMBH.	(Germany)
SHIMANO BELGIUM N.V.	(Belgium)
LAZER SPORT NV	(Belgium)
SHIMANO ITALY FISHING S.R.L.	(Italy)
SHIMANO ITALY BICYCLE COMPONENTS S.R.L.	(Italy)
SHIMANO CZECH REPUBLIC, S.R.O.	(Czech)
SHIMANO FRANCE COMPOSANTS CYCLES S.A.S.	(France)
SHIMANO NORDIC CYCLE AB	(Sweden)
SHIMANO NORDIC CYCLE OY	(Finland)
SHIMANO NORDIC CYCLE AS	(Norway)
SHIMANO NORDIC DENMARK APS	(Denmark)
SHIMANO POLSKA SP. Z O.O.	(Poland)
SHIMANO MENAT LTD.	(Turkey)
SHIMANO BALIKCILIK A.S.	(Turkey)
SHIMANO BISIKLET A.S.	(Turkey)
SHIMANO U.K. LTD.	(United Kingdom)

< Asia >

SHIMANO (SINGAPORE) PTE. LTD.	(Singapore)
SHIMANO COMPONENTS (MALAYSIA) SDN. BHD.	(Malaysia)
P.T. SHIMANO BATAM	(Indonesia)
SHIMANO (KUNSHAN) BICYCLE COMPONENTS CO., LTD.	(China)
SHIMANO (KUNSHAN) FISHING TACKLE CO., LTD.	(China)
SHIMANO (TIANJIN) BICYCLE COMPONENTS CO., LTD.	(China)
SHIMANO (SHANGHAI) SALES CORPORATION	(China)
SHIMANO (LIANYUNGANG) INDUSTRIAL CO., LTD.	(China)
SHIMANO TAIWAN CO., LTD.	(Taiwan)
SHIMANO (CAMBODIA) CO., LTD.	(Cambodia)
SHIMANO (PHILIPPINES) INC.	(Philippines)
PRO (TAIWAN) PROCUREMENT CO., LTD.	(Taiwan)
SHIMANO SOUTH ASIA PRIVATE LIMITED	(India)

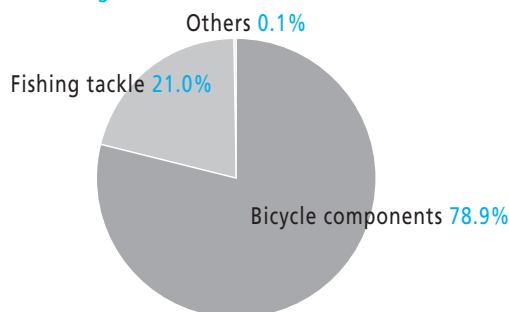
< Oceania >

SHIMANO AUSTRALIA CYCLING PTY. LTD.	(Australia)
SHIMANO OCEANIA HOLDINGS PTY. LTD.	(Australia)
SHIMANO AUSTRALIA FISHING PTY. LTD.	(Australia)
SHIMANO NEW ZEALAND LTD.	(New Zealand)

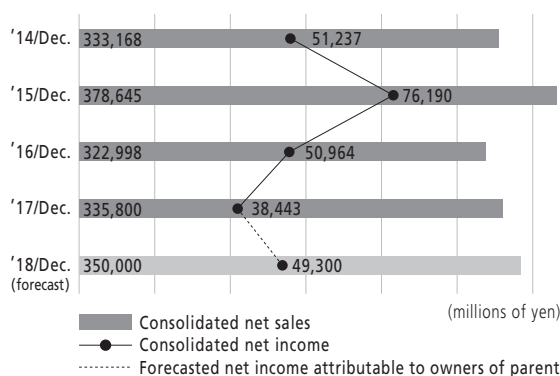
Consolidated Financial Data (As of June 30, 2018) *SHIMANO INC. and 48 consolidated subsidiaries

Segment Information of Net Sales

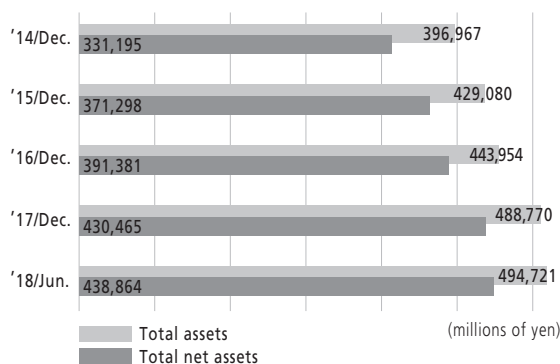
Reportable Segment



Consolidated Net Sales and Net Income



Total Assets and Total Net Assets



Summary of Consolidated Balance Sheet

	Balance at Jun. 30, 2018	Balance at Dec. 31, 2017
ASSETS		
Current assets	347,879	342,795
Fixed assets	146,842	145,974
TOTAL ASSETS	494,721	488,770
LIABILITIES		
Current liabilities	47,086	49,327
Long-term liabilities	8,770	8,976
TOTAL LIABILITIES	55,857	58,304
NET ASSETS		
Shareholders' equity	433,594	413,066
Accumulated other comprehensive income	5,129	17,246
Non-controlling interests	139	152
TOTAL NET ASSETS	438,864	430,465
TOTAL LIABILITIES AND NET ASSETS	494,721	488,770

(millions of yen)

Summary of Consolidated Statements of Income

	Jan. 1, 2018 to Jun. 30, 2018	Jan. 1, 2017 to Jun. 30, 2017
Net sales	174,731	163,079
Operating income	34,512	30,832
Ordinary income	38,350	26,937
Income before income taxes	36,108	26,508
Net income attributable to owners of parent	27,718	18,728

(millions of yen)

Summary of Consolidated Statement of Cash Flows

	Jan. 1, 2018 to Jun. 30, 2018	Jan. 1, 2017 to Jun. 30, 2017
Cash flows from operating activities	24,771	35,787
Cash flows from investing activities	(27,068)	(30,534)
Cash flows from financing activities	(8,785)	(8,811)
Effect of exchange rate changes on cash and cash equivalents	(2,883)	(2,790)
Net increase(decrease) in cash and cash equivalents	(13,965)	(6,348)
Cash and cash equivalents at beginning of the period	199,762	196,453
Cash and cash equivalents at end of the period	185,796	190,105

(millions of yen)