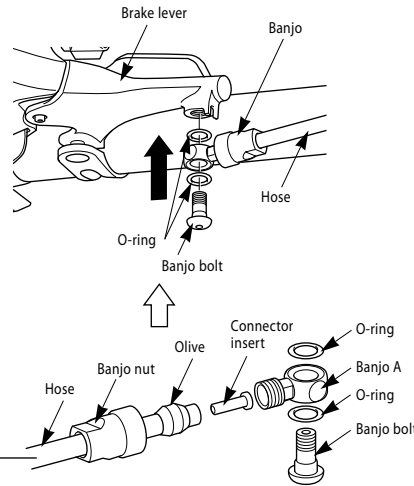


Installation of brake hose

■ SM-BH96 (Cutable)

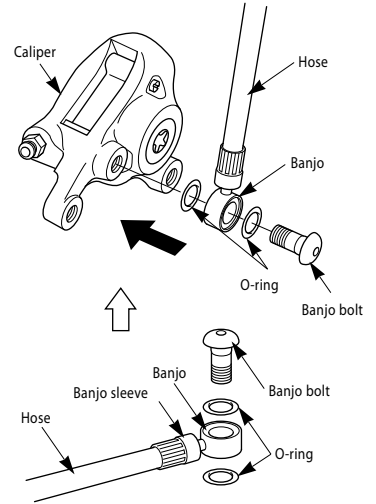
- ST-M965 / M966
- BR-M965 / M966

At brake lever end



While pushing the brake hose, tighten the banjo nut.

At caliper end

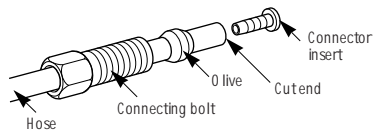


■ SM-BH63 (Cutable)

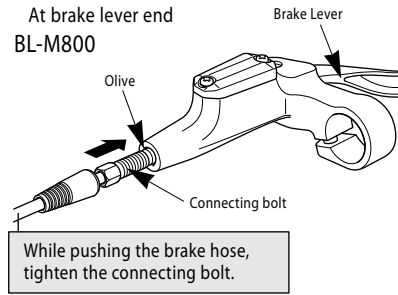


■ SM-BH62 (Cutable)

- BL-M756 / M556/ST-M765/ ST-M800/ BL-M800
- BR-M755 / M555/M765/M800

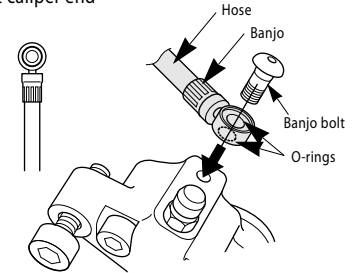


At brake lever end



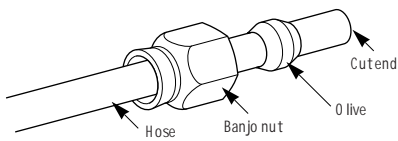
While pushing the brake hose, tighten the connecting bolt.

At caliper end

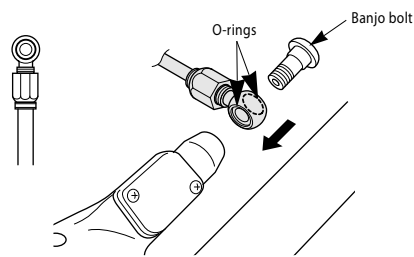


■ SM-BH61 (Cutable)

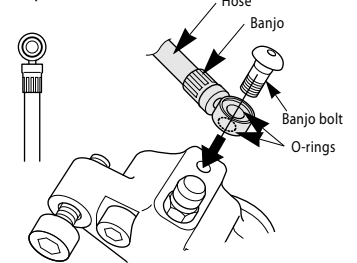
- BL-M755 / M555/ C901
- BR-M755 / M555/ C901



At brake lever end

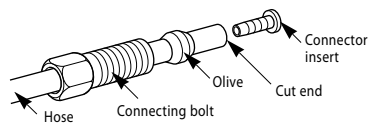


At caliper end

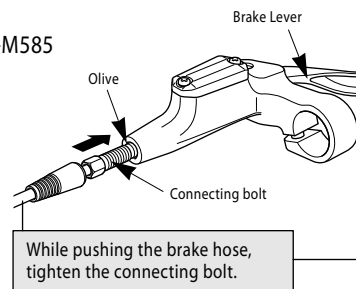


■ SM-BH59 (Cutable)

- BL-M525 / ST-M585 / ST-M600 / BL-M585
- BR-M525 / BR-M585 / BR-M601



BL-M585



While pushing the brake hose, tighten the connecting bolt.

