

As of March 31, 2019 (The First Quarter of FY2019)

Company Profile

Company Name

SHIMANO INC.

Head Office

3-77 Oimatsu-cho, Sakai-ku, Sakai City
Osaka 590-8577, Japan

(General Affairs)

Phone: +81-72-223-3210 Fax :+81-72-223-3258

(Corporate Communications)

Phone: +81-72-223-3957 Fax: +81-72-223-6045

URL: www.shimano.com

Date of Establishment

February 1921

Date of Incorporation

January 1940

Paid-in Capital

JPY 35.6 billion

Number of Employees

1,345 (SHIMANO INC. only)
11,600 (Consolidated) (as of December 31, 2018)

Stock Exchange Listings

The First Section of the Tokyo Stock Exchange

Main Business

Development, production and distribution
of bicycle components, fishing tackle
and rowing equipment.

Consolidated Subsidiaries

49

Shimano Executives

President	Yozo Shimano *1
Deputy President	Keiji Kakutani *1
Senior Executive Vice President	Taizo Shimano
Executive Vice President	Takashi Toyoshima
	Yoshihiro Hirata
	Masahiro Tsuzaki
	Chia Chin Seng
Senior Vice President	Kiyoshi Tarutani
	Hiroshi Matsui
	Tomohiro Ohtsu
	Masahiro Ohtake
	Kinji Kiyotani
	Tamotsu Yoshida
	Kazuo Ichijo *2
	Mitsuhiro Katsumaru *2
	Sadayuki Sakakibara *2
Audit & Supervisory Board Member	Koichi Shimazu
	Hideo Katsuoka
Outside Audit & Supervisory Board Member	Kanako Nozue
	Toshihiko Hashimoto

*1 Representative Director

*2 Outside Director

Principal Affiliated Companies

Japan

Factory and Sales Offices

SHIMANO SHIMONOSEKI FACTORY
FISHING SALES OFFICES

Consolidated Subsidiaries

SHIMANO KUMAMOTO CO., LTD.
SHIMANO SALES CO., LTD.

Others

Bicycle Museum
LIFE CREATION SPACE OVE
The Amenity Golf Shop Aifie
SHIMANO SQUARE

Overseas

Consolidated Subsidiaries

< North America/ South America >

SHIMANO NORTH AMERICA HOLDING, INC.	(U.S.A.)
DASHAMERICA, INC. (PEARL IZUMI USA)	(U.S.A.)
G.LOOMIS, INC.	(U.S.A.)
INNOVATIVE TEXTILES, INC.	(U.S.A.)
SHIMANO CANADA LTD.	(Canada)
SHIMANO LATIN AMERICA REPRESENTACAO COMERCIAL LTDA.	(Brazil)
SHIMANO ARGENTINA S.A.U.	(Argentina)
SHIMANO URUGUAY S.A.	(Uruguay)

< Europe >

SHIMANO EUROPE B.V.	(The Netherlands)
SHIMANO BENELUX B.V.	(The Netherlands)
SHIMANO GERMANY FISHING GMBH	(Germany)
SHIMANO BELGIUM N.V.	(Belgium)
LAZER SPORT N.V.	(Belgium)
SHIMANO ITALY FISHING S.R.L.	(Italy)
SHIMANO ITALY BICYCLE COMPONENTS S.R.L.	(Italy)
SHIMANO CZECH REPUBLIC, S.R.O.	(Czech)
SHIMANO FRANCE COMPOSANTS CYCLES S.A.S.	(France)
SHIMANO NORDIC CYCLE AB	(Sweden)
SHIMANO NORDIC CYCLE OY	(Finland)
SHIMANO NORDIC CYCLE AS	(Norway)
SHIMANO NORDIC DENMARK APS	(Denmark)
SHIMANO POLSKA SP. Z O.O.	(Poland)
SHIMANO MENAT LTD.	(Turkey)
SHIMANO BALIKCILIK A.S.	(Turkey)
SHIMANO BISIKLET A.S.	(Turkey)
SHIMANO U.K. LTD.	(United Kingdom)

< Asia >

SHIMANO (SINGAPORE) PTE. LTD.	(Singapore)
SHIMANO COMPONENTS (MALAYSIA) SDN. BHD.	(Malaysia)
PT SHIMANO BATAM	(Indonesia)
SHIMANO (KUNSHAN) BICYCLE COMPONENTS CO., LTD.	(China)
SHIMANO (KUNSHAN) FISHING TACKLE CO., LTD.	(China)
SHIMANO (TIANJIN) BICYCLE COMPONENTS CO., LTD.	(China)
SHIMANO (SHANGHAI) SALES CORPORATION	(China)
SHIMANO (LIANYUNGANG) INDUSTRIAL CO., LTD.	(China)
SHIMANO (TAIWAN) CO., LTD.	(Taiwan)
SHIMANO (CAMBODIA) CO., LTD.	(Cambodia)
SHIMANO (PHILIPPINES) INC.	(Philippines)
PRO (TAIWAN) PROCUREMENT CO., LTD.	(Taiwan)
SHIMANO SOUTH ASIA PRIVATE LTD.	(India)

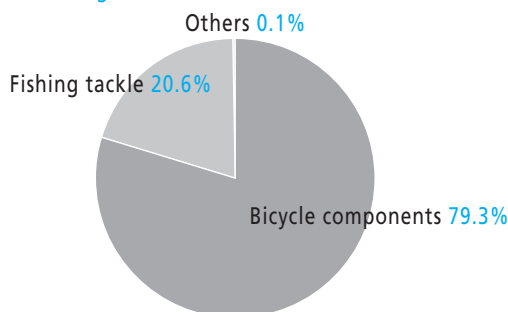
< Oceania >

SHIMANO AUSTRALIA CYCLING PTY. LTD.	(Australia)
SHIMANO OCEANIA HOLDINGS PTY. LTD.	(Australia)
SHIMANO AUSTRALIA FISHING PTY. LTD.	(Australia)
SHIMANO NEW ZEALAND LTD.	(New Zealand)

Consolidated Financial Data (As of March 31, 2019) *SHIMANO INC. and 49 consolidated subsidiaries

Segment Information of Net Sales

Reportable Segment

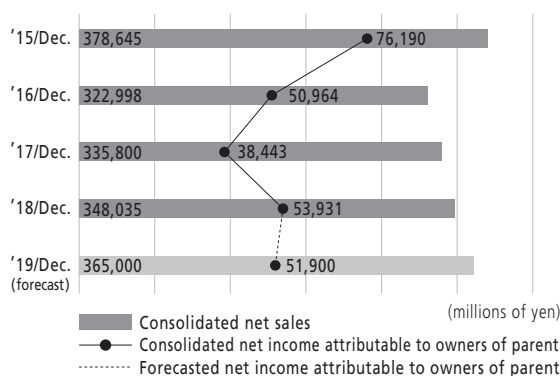


Summary of Consolidated Balance Sheet

	Balance at Mar. 31, 2019	Balance at Dec. 31, 2018
ASSETS		
Current assets	351,888	353,343
Fixed assets	157,470	150,501
TOTAL ASSETS	509,358	503,845
LIABILITIES		
Current liabilities	41,561	43,064
Long-term liabilities	8,138	7,323
TOTAL LIABILITIES	49,700	50,388
NET ASSETS		
Shareholders' equity	455,475	452,610
Accumulated other comprehensive income	4,042	708
Non-controlling interests	140	139
TOTAL NET ASSETS	459,658	453,457
TOTAL LIABILITIES AND NET ASSETS	509,358	503,845

(millions of yen)

Consolidated Net Sales and Net Income

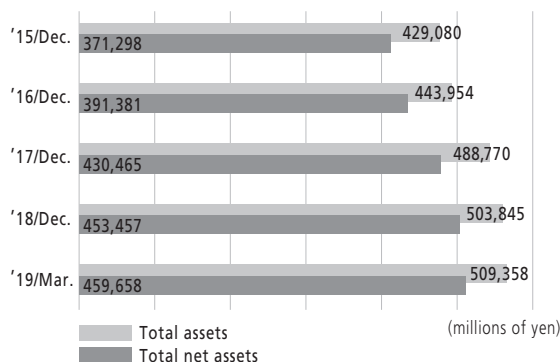


Summary of Consolidated Statements of Income

	Jan. 1, 2019 to Mar. 31, 2019	Jan. 1, 2018 to Mar. 31, 2018
Net sales	87,714	85,236
Operating income	16,285	16,928
Ordinary income	14,421	15,454
Income before income taxes	14,216	15,321
Net income attributable to owners of parent	10,050	10,793

(millions of yen)

Total Assets and Total Net Assets



(Note) Effective from the beginning of the first quarter of FY 2019, the Company has adopted the "Partial Amendments to Accounting Standard for Tax Effect Accounting" (ASBJ Statement No. 28 issued on February 16, 2018), etc., and the figures presented for the FY 2018 were adjusted retrospectively in accordance with this change.