

As of December 31, 2019 (The Fourth Quarter of FY2019)

Company Profile

Company Name

SHIMANO INC.

Head Office

3-77 Oimatsu-cho, Sakai-ku, Sakai City
Osaka 590-8577, Japan

(General Affairs)

Phone: +81-72-223-3210 Fax :+81-72-223-3258

(Corporate Communications)

Phone: +81-72-223-3957 Fax: +81-72-223-6045

URL: www.shimano.com

Date of Establishment

February 1921

Date of Incorporation

January 1940

Paid-in Capital

JPY 35.6 billion

Number of Employees

1,379 (SHIMANO INC. only)
11,380 (Consolidated) (as of December 31, 2019)

Stock Exchange Listings

The First Section of the Tokyo Stock Exchange

Main Business

Development, production and distribution
of bicycle components, fishing tackle
and rowing equipment.

Consolidated Subsidiaries

50

Shimano Executives

President	Yozo Shimano *1
Deputy President	Keiji Kakutani *1
Senior Executive Vice President	Taizo Shimano
Executive Vice President	Takashi Toyoshima
Senior Vice President	Yoshihiro Hirata
	Masahiro Tsuzaki
	Chia Chin Seng
	Kiyoshi Tarutani
	Hiroshi Matsui
	Tomohiro Ohtsu
	Masahiro Ohtake
	Kinji Kiyotani
	Tamotsu Yoshida
	Kazuo Ichijo *2
	Mitsuhiro Katsumaru *2
	Sadayuki Sakakibara *2
Audit & Supervisory Board Member	Koichi Shimazu
	Hideo Katsuoka
Outside Audit & Supervisory Board Member	Kanako Nozue
	Toshihiko Hashimoto

*1 Representative Director

*2 Outside Director

Principal Affiliated Companies

Japan

Factory and Sales Offices

SHIMANO SHIMONOSEKI FACTORY
FISHING SALES OFFICES

Consolidated Subsidiaries

SHIMANO KUMAMOTO CO., LTD.
SHIMANO SALES CO., LTD.

Others

Bicycle Museum
LIFE CREATION SPACE OVE
The Amenity Golf Shop Aifie
SHIMANO SQUARE

Overseas

Consolidated Subsidiaries

(Country/Region)

< North America/ South America >

SHIMANO NORTH AMERICA HOLDING, INC.	(U.S.A.)
DASHAMERICA, INC. (PEARL IZUMI USA)	(U.S.A.)
G.LOOMIS, INC.	(U.S.A.)
INNOVATIVE TEXTILES, INC.	(U.S.A.)
SHIMANO CANADA LTD.	(Canada)
SHIMANO LATIN AMERICA REPRESENTACAO COMERCIAL LTDA.	(Brazil)
SHIMANO ARGENTINA S.A.U.	(Argentina)
SHIMANO URUGUAY S.A.	(Uruguay)

< Europe >

SHIMANO EUROPE B.V.	(The Netherlands)
SHIMANO BENELUX B.V.	(The Netherlands)
SHIMANO GERMANY FISHING GMBH	(Germany)
SHIMANO BELGIUM N.V.	(Belgium)
LAZER SPORT N.V.	(Belgium)
SHIMANO ITALY FISHING S.R.L.	(Italy)
SHIMANO ITALY BICYCLE COMPONENTS S.R.L.	(Italy)
SHIMANO CZECH REPUBLIC, S.R.O.	(Czech)
SHIMANO FRANCE COMPOSANTS CYCLES S.A.S.	(France)
SHIMANO NORDIC CYCLE AB	(Sweden)
SHIMANO NORDIC CYCLE OY	(Finland)
SHIMANO NORDIC CYCLE AS	(Norway)
SHIMANO NORDIC DENMARK APS	(Denmark)
SHIMANO POLSKA SP. Z O.O.	(Poland)
SHIMANO MENAT LTD.	(Turkey)
SHIMANO BALIKCILIK A.S.	(Turkey)
SHIMANO BISIKLET A.S.	(Turkey)
SHIMANO UK LTD.	(United Kingdom)
SHIMANO IBERIA, S.L.	(Spain)

< Asia >

SHIMANO (SINGAPORE) PTE. LTD.	(Singapore)
SHIMANO COMPONENTS (MALAYSIA) SDN. BHD.	(Malaysia)
PT SHIMANO BATAM	(Indonesia)
SHIMANO (KUNSHAN) BICYCLE COMPONENTS CO., LTD.	(China)
SHIMANO (KUNSHAN) FISHING TACKLE CO., LTD.	(China)
SHIMANO (TIANJIN) BICYCLE COMPONENTS CO., LTD.	(China)
SHIMANO (SHANGHAI) SALES CORPORATION	(China)
SHIMANO (LIANYUNGANG) INDUSTRIAL CO., LTD.	(China)
SHIMANO (TAIWAN) CO., LTD.	(Taiwan)
SHIMANO (CAMBODIA) CO., LTD.	(Cambodia)
SHIMANO (PHILIPPINES) INC.	(Philippines)
PRO (TAIWAN) PROCUREMENT CO., LTD.	(Taiwan)
SHIMANO SOUTH ASIA PRIVATE LTD.	(India)

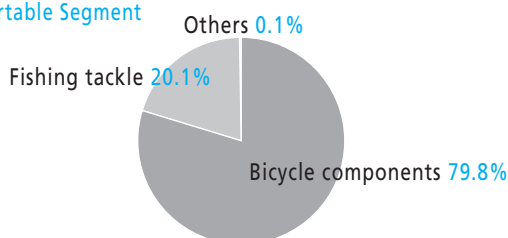
< Oceania >

SHIMANO AUSTRALIA CYCLING PTY. LTD.	(Australia)
SHIMANO OCEANIA HOLDINGS PTY. LTD.	(Australia)
SHIMANO AUSTRALIA FISHING PTY. LTD.	(Australia)
SHIMANO NEW ZEALAND LTD.	(New Zealand)

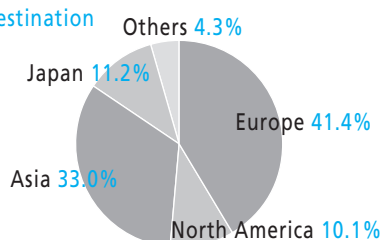
Consolidated Financial Data (As of December 31, 2019) *SHIMANO INC. and 50 consolidated subsidiaries

Segment Information of Net Sales

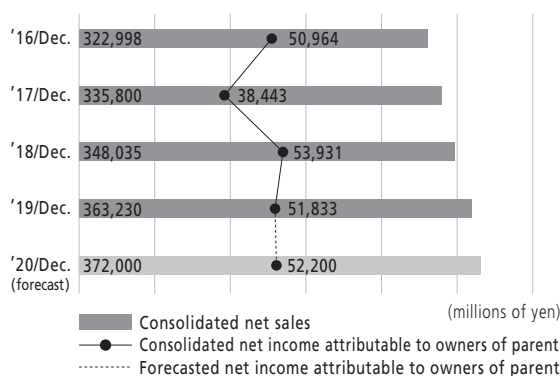
Reportable Segment



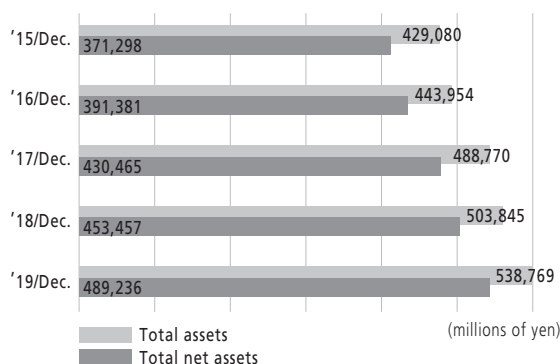
Shipping Destination



Consolidated Net Sales and Net Income



Total Assets and Total Net Assets



Summary of Consolidated Balance Sheet

	Balance at Dec. 31, 2019	Balance at Dec. 31, 2018
ASSETS		
Current assets	381,189	353,343
Fixed assets	157,580	150,501
TOTAL ASSETS	538,769	503,845
LIABILITIES		
Current liabilities	43,599	43,064
Long-term liabilities	5,933	7,323
TOTAL LIABILITIES	49,533	50,388
NET ASSETS		
Shareholders' equity	490,061	452,610
Accumulated other comprehensive income	(976)	708
Non-controlling interests	151	139
TOTAL NET ASSETS	489,236	453,457
TOTAL LIABILITIES AND NET ASSETS	538,769	503,845

(millions of yen)

Summary of Consolidated Statements of Income

	Jan. 1, 2019 to Dec. 31, 2019	Jan. 1, 2018 to Dec. 31, 2018
Net sales	363,230	348,035
Operating income	68,010	65,687
Ordinary income	69,471	73,588
Income before income taxes	71,393	71,224
Net income attributable to owners of parent	51,833	53,931

(millions of yen)

Summary of Consolidated Statement of Cash Flows

	Jan. 1, 2019 to Dec. 31, 2019	Jan. 1, 2018 to Dec. 31, 2018
Cash flows from operating activities	67,897	49,593
Cash flows from investing activities	34,409	(49,008)
Cash flows from financing activities	(12,832)	(21,709)
Effect of exchange rate changes on cash and cash equivalents	(1,128)	(2,246)
Net increase(decrease) in cash and cash equivalents	88,346	(23,370)
Cash and cash equivalents at beginning of year	176,392	199,762
Cash and cash equivalents at end of year	264,738	176,392

(millions of yen)

(Note) Effective from the beginning of FY 2019, the Company has adopted the "Partial Amendments to Accounting Standard for Tax Effect Accounting" (ASBJ Statement No. 28 issued on February 16, 2018), etc., and the figures presented for the FY 2018 were adjusted retrospectively in accordance with this change.