

As of December 31, 2017 (The Fourth Quarter of FY2017)

Company Profile

Company Name

SHIMANO INC.

Head Office

3-77 Oimatsu-cho, Sakai-ku, Sakai City
Osaka 590-8577, Japan

(General Affairs)

Phone: +81-72-223-3210 Fax: +81-72-223-3258

(Corporate Communications)

Phone: +81-72-223-3957 Fax: +81-72-223-6045

URL: www.shimano.com

Date of Establishment

February 1921

Date of Incorporation

January 1940

Paid-in Capital

JPY 35.6 billion

Number of Employees

1,299 (SHIMANO INC. only)
11,829 (Consolidated) (as of December 31, 2017)

Stock Exchange Listings

The First Section of the Tokyo Stock Exchange

Main Business

Development, production and distribution
of bicycle components, fishing tackle
and rowing equipment.

Consolidated Subsidiaries

51

Shimano Executives

President	Yozo Shimano *1
Deputy President	Keiji Kakutani *1
Senior Executive Vice President	Shinji Wada
Executive Vice President	Satoshi Yuasa Yoshihiro Hirata Taizo Shimano Masahiro Tsuzaki Takashi Toyoshima
Senior Vice President	Kiyoshi Tarutani Yasuhiro Hitomi Chia Chin Seng Hiroshi Matsui Tomohiro Ohtsu Kazuo Ichijo *2 Mitsuhiro Katsumaru *2
Audit & Supervisory Board Member	Koichi Shimazu Hideo Katsuoka
Outside Audit & Supervisory Board Member	Gohei Matsumoto Kanako Nozue

*1 Representative Director

*2 Outside Director

Principal Affiliated Companies

Japan

Factory and Sales Offices

SHIMANO SHIMONOSEKI FACTORY
FISHING SALES OFFICES

Consolidated Subsidiaries

SHIMANO KUMAMOTO CO., LTD.
SHIMANO SALES CO., LTD.

Others

Bicycle Museum
LIFE CREATION SPACE OVE
The Amenity Golf Shop Aifie
SHIMANO SQUARE

Overseas

Consolidated Subsidiaries

< North America/ South America >

SHIMANO NORTH AMERICA HOLDING, INC.	(U.S.A.)
DASHAMERICA, INC. (PEARL IZUMI USA)	(U.S.A.)
G.LOOMIS, INC.	(U.S.A.)
INNOVATIVE TEXTILES, INC.	(U.S.A.)
SHIMANO CANADA LTD.	(Canada)
SHIMANO LATIN AMERICA REPRESENTACAO COMERCIAL LTDA.	(Brazil)
SHIMANO LATIN AMERICA (ARGENTINA) REPRESENTACAO COMERCIAL LTDA.	(Argentina)
SHIMANO URUGUAY S.A.	(Uruguay)

< Europe >

SHIMANO EUROPE HOLDING B.V.	(The Netherlands)
SHIMANO EUROPE FISHING HOLDING B.V.	(The Netherlands)
SHIMANO EUROPE B.V.	(The Netherlands)
SHIMANO BENELUX B.V.	(The Netherlands)
BIKEFITTING.COM B.V.	(The Netherlands)
SHIMANO GERMANY FISHING GMBH.	(Germany)
SHIMANO BELGIUM N.V.	(Belgium)
LAZER SPORT NV	(Belgium)
SHIMANO ITALY FISHING S.R.L.	(Italy)
SHIMANO ITALY BICYCLE COMPONENTS S.R.L.	(Italy)
SHIMANO CZECH REPUBLIC, S.R.O.	(Czech)
SHIMANO FRANCE COMPOSANTS CYCLES S.A.S.	(France)
SHIMANO NORDIC CYCLE AB	(Sweden)
SHIMANO NORDIC CYCLE OY	(Finland)
SHIMANO NORDIC CYCLE AS	(Norway)
SHIMANO NORDIC DENMARK APS	(Denmark)
SHIMANO POLSKA SP. Z O.O.	(Poland)
SHIMANO MENAT LTD.	(Turkey)
SHIMANO BALIKCILIK A.S.	(Turkey)
SHIMANO BISIKLET A.S.	(Turkey)
SHIMANO U.K. LTD.	(United Kingdom)

< Asia >

SHIMANO (SINGAPORE) PTE. LTD.	(Singapore)
SHIMANO COMPONENTS (MALAYSIA) SDN. BHD.	(Malaysia)
P.T. SHIMANO BATAM	(Indonesia)
SHIMANO (KUNSHAN) BICYCLE COMPONENTS CO., LTD.	(China)
SHIMANO (KUNSHAN) FISHING TACKLE CO., LTD.	(China)
SHIMANO (TIANJIN) BICYCLE COMPONENTS CO., LTD.	(China)
SHIMANO (SHANGHAI) SALES CORPORATION	(China)
SHIMANO (LIANYUNGANG) INDUSTRIAL CO., LTD.	(China)
SHIMANO TAIWAN CO., LTD.	(Taiwan)
SHIMANO (CAMBODIA) CO., LTD.	(Cambodia)
SHIMANO (PHILIPPINES) INC.	(Philippines)
PRO (TAIWAN) PROCUREMENT CO., LTD.	(Taiwan)
SHIMANO SOUTH ASIA PRIVATE LIMITED	(India)

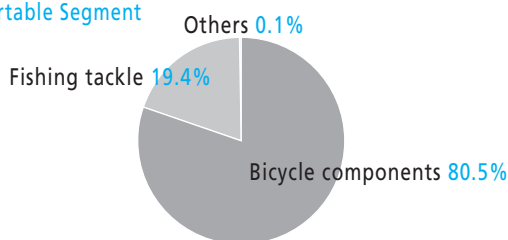
< Oceania >

SHIMANO AUSTRALIA CYCLING PTY. LTD.	(Australia)
SHIMANO OCEANIA HOLDINGS PTY. LTD.	(Australia)
SHIMANO AUSTRALIA FISHING PTY. LTD.	(Australia)
SHIMANO NEW ZEALAND LTD.	(New Zealand)

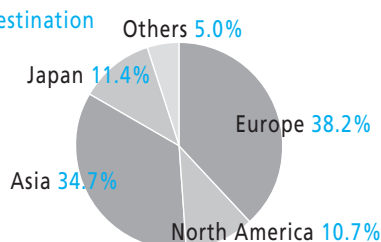
Consolidated Financial Data (As of December 31, 2017) *SHIMANO INC. and 51 consolidated subsidiaries

Segment Information of Net Sales

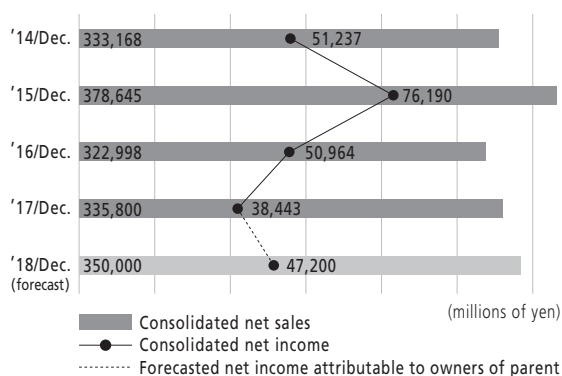
Reportable Segment



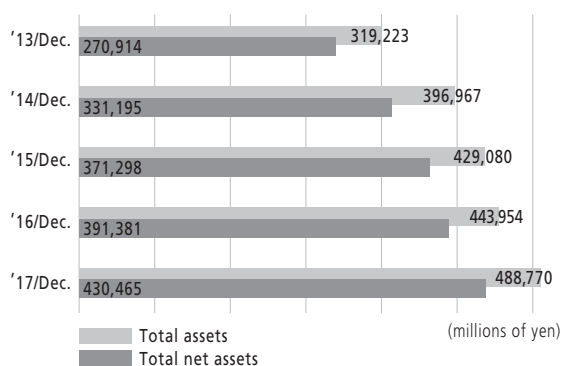
Shipping Destination



Consolidated Net Sales and Net Income



Total Assets and Total Net Assets



Summary of Consolidated Balance Sheet

	Balance at Dec. 31, 2017	Balance at Dec. 31, 2016
ASSETS		
Current assets	342,795	297,538
Fixed assets	145,974	146,415
TOTAL ASSETS	488,770	443,954
LIABILITIES		
Current liabilities	49,327	44,063
Long-term liabilities	8,976	8,509
TOTAL LIABILITIES	58,304	52,572
NET ASSETS		
Shareholders' equity	413,066	389,023
Accumulated other comprehensive income	17,246	1,602
Non-controlling interests	152	754
TOTAL NET ASSETS	430,465	391,381
TOTAL LIABILITIES AND NET ASSETS	488,770	443,954

(millions of yen)

Summary of Consolidated Statements of Income

	Jan. 1, 2017 to Dec. 31, 2017	Jan. 1, 2016 to Dec. 31, 2016
Net sales	335,800	322,998
Operating income	64,351	64,546
Ordinary income	55,748	70,002
Income before income taxes	54,563	68,402
Net income attributable to owners of parent	38,443	50,964

(millions of yen)

Summary of Consolidated Statement of Cash Flows

	Jan. 1, 2017 to Dec. 31, 2017	Jan. 1, 2016 to Dec. 31, 2016
Cash flows from operating activities	69,265	64,034
Cash flows from investing activities	(51,657)	(34,054)
Cash flows from financing activities	(15,173)	(15,536)
Effect of exchange rate changes on cash and cash equivalents	873	(5,858)
Net increase(decrease) in cash and cash equivalents	3,308	8,584
Cash and cash equivalents at beginning of year	196,453	187,869
Cash and cash equivalents at end of year	199,762	196,453

(millions of yen)